

มหาวิทยาลัยเทคโนโลยีราชมงคล
กรุงเทพ

โครงการ

ปรับปรุงห้องน้ําอาคาร 50
ชั้น 2 ถึงชั้น 5

อธิการบดี

ดร.สุกิจ นิตินัย *สุ.น.*

รองอธิการบดี

นายสวัสดิ์ ศรีเมืองธน *ส.ค.*

สถาปนิกออกแบบ

วิศวกรโครงสร้าง

นายสวัสดิ์ ศรีเมืองธน สล.6544

นายชนินทร์ สุวพรรณ สล.7743

วิศวกรเครื่องกล

วิศวกรไฟฟ้า

นายภมรด ชาติเปา ภท.31982

วิศวกรสุขาภิบาล

ผู้เขียนแบบ

REV. DESCRIPTION DATE

แสดงแบบ

แบบขยาย

สุขาภิบาล 2

ขนาดอาคาร

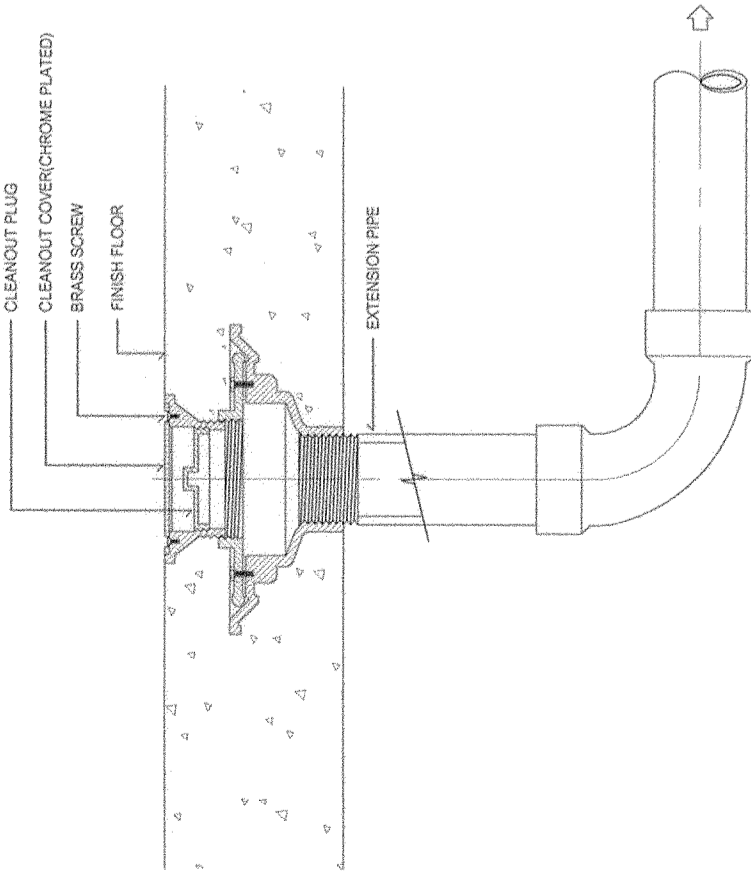
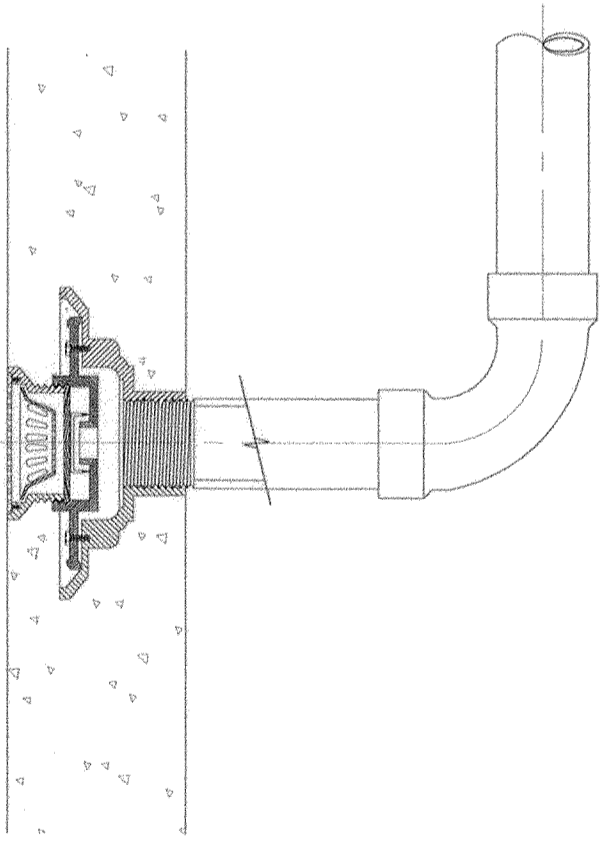
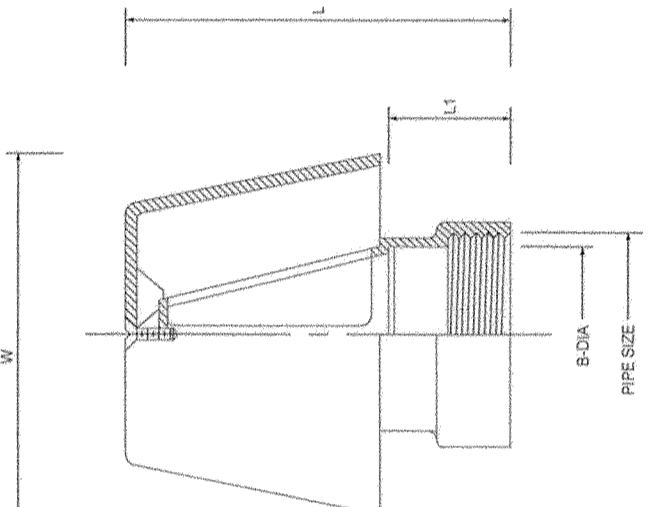
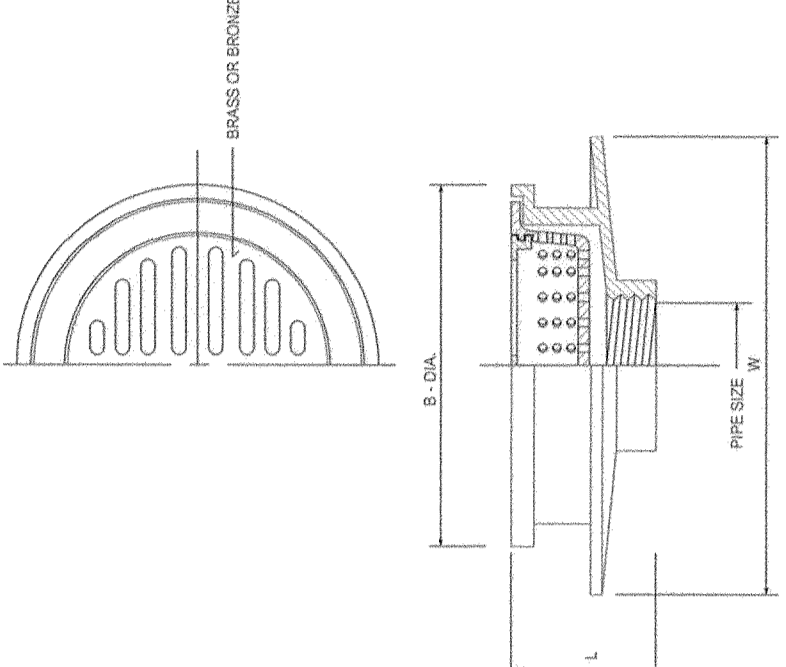
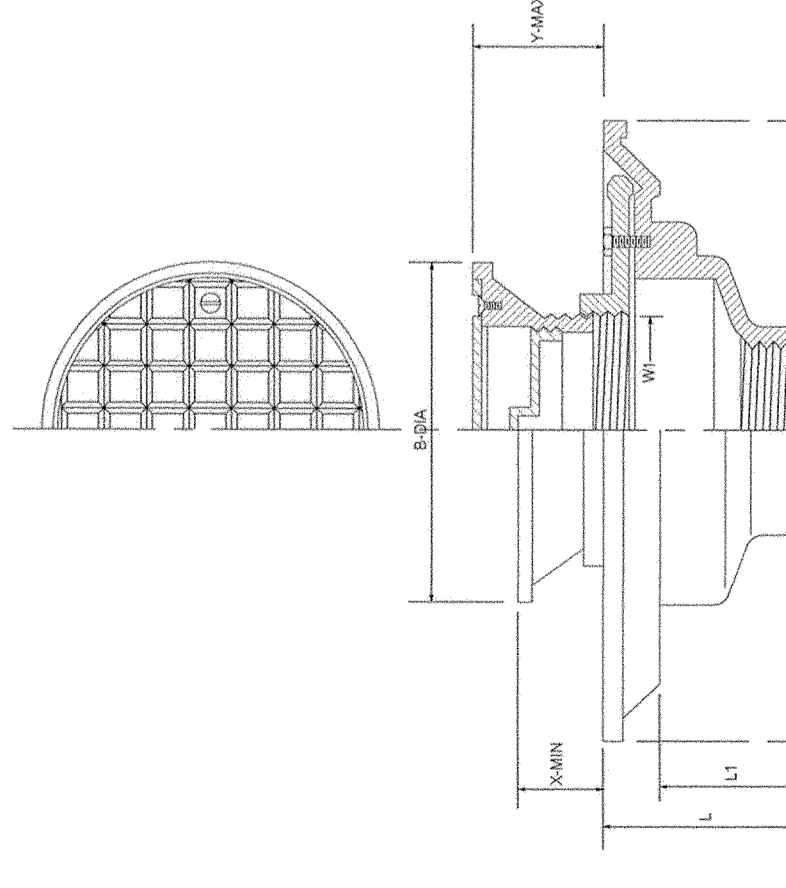
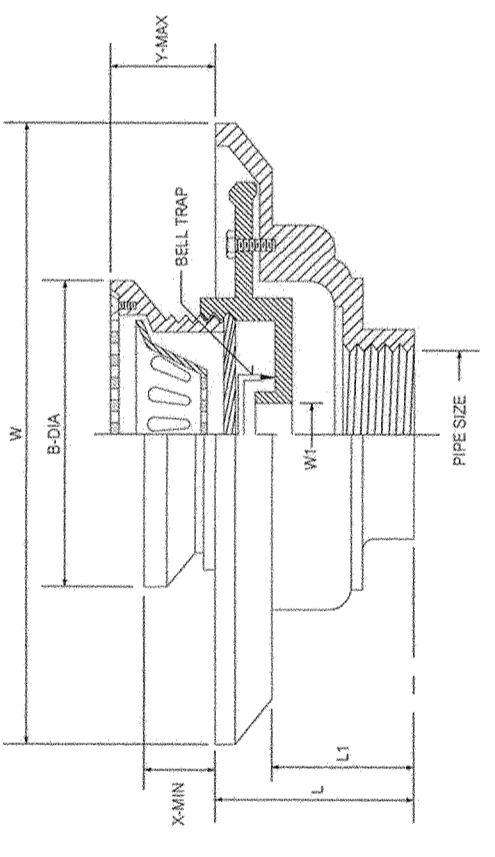
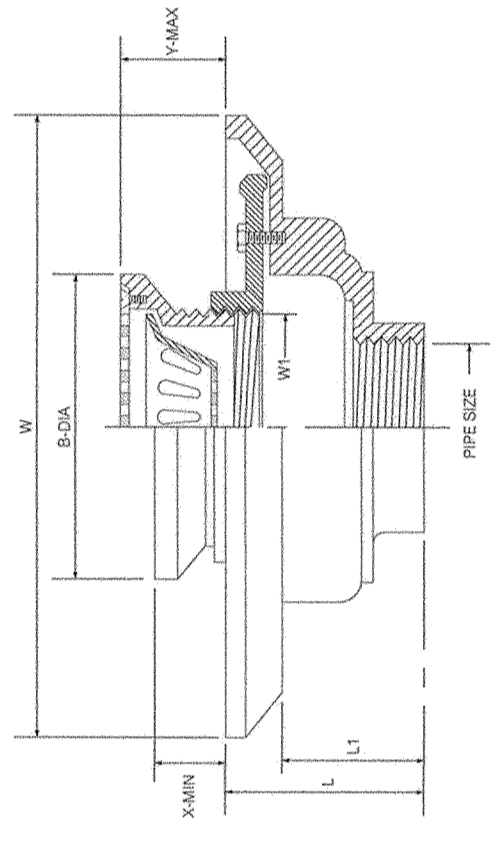
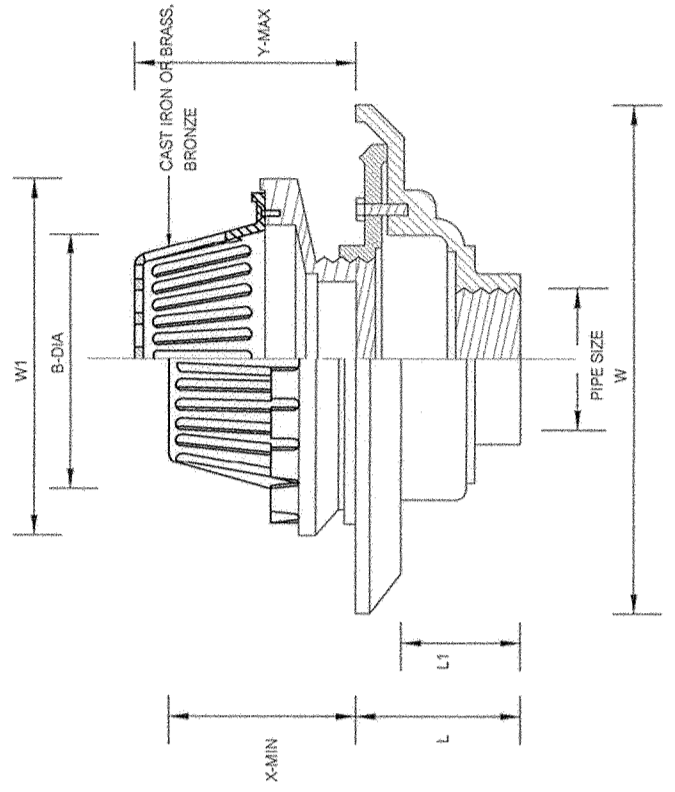
จำนวน

แผ่นที่

SN-02

รวม

102

FLOOR CLEANOUT	FLOOR DRAIN WITH STRAINER AND BELL TRAP	AIR VENT CAP	FLOOR DRAIN FOR GARBAGE ROOM																																																																																																																																																																																																
 <table border="1" data-bbox="520 2255 871 2641"> <thead> <tr> <th>PIPE SIZE</th> <th>B</th> <th>W</th> <th>L</th> <th>L1</th> <th>PIPE AREA (SQ. CM.)</th> </tr> </thead> <tbody> <tr> <td>112</td> <td>40</td> <td>121</td> <td>114</td> <td>69</td> <td>8.5</td> </tr> <tr> <td>2</td> <td>50</td> <td>145</td> <td>133</td> <td>59.8</td> <td>17</td> </tr> <tr> <td>212</td> <td>65</td> <td>200.5</td> <td>174.5</td> <td>83.5</td> <td>38.5</td> </tr> <tr> <td>3</td> <td>80</td> <td>238.5</td> <td>174.5</td> <td>83.5</td> <td>58.5</td> </tr> <tr> <td>4</td> <td>100</td> <td>293.5</td> <td>203</td> <td>83.5</td> <td>89.5</td> </tr> <tr> <td>5</td> <td>125</td> <td>368.5</td> <td>257</td> <td>83.5</td> <td>135.5</td> </tr> <tr> <td>6</td> <td>150</td> <td>453.5</td> <td>298</td> <td>83.5</td> <td>197</td> </tr> </tbody> </table>	PIPE SIZE	B	W	L	L1	PIPE AREA (SQ. CM.)	112	40	121	114	69	8.5	2	50	145	133	59.8	17	212	65	200.5	174.5	83.5	38.5	3	80	238.5	174.5	83.5	58.5	4	100	293.5	203	83.5	89.5	5	125	368.5	257	83.5	135.5	6	150	453.5	298	83.5	197	 <table border="1" data-bbox="577 1706 861 2107"> <thead> <tr> <th>PIPE SIZE</th> <th>B</th> <th>W</th> <th>L</th> <th>L1</th> <th>ADJUSTMENT</th> </tr> </thead> <tbody> <tr> <td>112</td> <td>40</td> <td>121</td> <td>114</td> <td>69</td> <td>8.5</td> </tr> <tr> <td>2</td> <td>50</td> <td>145</td> <td>133</td> <td>59.8</td> <td>17</td> </tr> <tr> <td>212</td> <td>65</td> <td>200.5</td> <td>174.5</td> <td>83.5</td> <td>38.5</td> </tr> <tr> <td>3</td> <td>80</td> <td>238.5</td> <td>174.5</td> <td>83.5</td> <td>58.5</td> </tr> <tr> <td>4</td> <td>100</td> <td>293.5</td> <td>203</td> <td>83.5</td> <td>89.5</td> </tr> <tr> <td>5</td> <td>125</td> <td>368.5</td> <td>257</td> <td>83.5</td> <td>135.5</td> </tr> <tr> <td>6</td> <td>150</td> <td>453.5</td> <td>298</td> <td>83.5</td> <td>197</td> </tr> </tbody> </table>	PIPE SIZE	B	W	L	L1	ADJUSTMENT	112	40	121	114	69	8.5	2	50	145	133	59.8	17	212	65	200.5	174.5	83.5	38.5	3	80	238.5	174.5	83.5	58.5	4	100	293.5	203	83.5	89.5	5	125	368.5	257	83.5	135.5	6	150	453.5	298	83.5	197	 <table border="1" data-bbox="420 1172 724 1409"> <thead> <tr> <th>PIPE SIZE</th> <th>B</th> <th>W</th> <th>L</th> <th>L1</th> <th>ADJUSTMENT</th> </tr> </thead> <tbody> <tr> <td>112</td> <td>40</td> <td>121</td> <td>114</td> <td>69</td> <td>8.5</td> </tr> <tr> <td>2</td> <td>50</td> <td>145</td> <td>133</td> <td>59.8</td> <td>17</td> </tr> <tr> <td>212</td> <td>65</td> <td>200.5</td> <td>174.5</td> <td>83.5</td> <td>38.5</td> </tr> <tr> <td>3</td> <td>80</td> <td>238.5</td> <td>174.5</td> <td>83.5</td> <td>58.5</td> </tr> <tr> <td>4</td> <td>100</td> <td>293.5</td> <td>203</td> <td>83.5</td> <td>89.5</td> </tr> <tr> <td>5</td> <td>125</td> <td>368.5</td> <td>257</td> <td>83.5</td> <td>135.5</td> </tr> <tr> <td>6</td> <td>150</td> <td>453.5</td> <td>298</td> <td>83.5</td> <td>197</td> </tr> </tbody> </table>	PIPE SIZE	B	W	L	L1	ADJUSTMENT	112	40	121	114	69	8.5	2	50	145	133	59.8	17	212	65	200.5	174.5	83.5	38.5	3	80	238.5	174.5	83.5	58.5	4	100	293.5	203	83.5	89.5	5	125	368.5	257	83.5	135.5	6	150	453.5	298	83.5	197	 <table border="1" data-bbox="357 652 724 964"> <thead> <tr> <th>PIPE SIZE</th> <th>B</th> <th>W</th> <th>L</th> <th>L1</th> <th>ADJUSTMENT</th> </tr> </thead> <tbody> <tr> <td>112</td> <td>40</td> <td>200</td> <td>316</td> <td>107</td> <td>145</td> </tr> <tr> <td>2</td> <td>50</td> <td>230</td> <td>316</td> <td>107</td> <td>145</td> </tr> <tr> <td>212</td> <td>65</td> <td>290</td> <td>316</td> <td>107</td> <td>145</td> </tr> <tr> <td>3</td> <td>80</td> <td>330</td> <td>316</td> <td>107</td> <td>145</td> </tr> <tr> <td>4</td> <td>100</td> <td>390</td> <td>316</td> <td>107</td> <td>145</td> </tr> <tr> <td>5</td> <td>125</td> <td>450</td> <td>316</td> <td>107</td> <td>145</td> </tr> <tr> <td>6</td> <td>150</td> <td>510</td> <td>316</td> <td>107</td> <td>145</td> </tr> </tbody> </table>	PIPE SIZE	B	W	L	L1	ADJUSTMENT	112	40	200	316	107	145	2	50	230	316	107	145	212	65	290	316	107	145	3	80	330	316	107	145	4	100	390	316	107	145	5	125	450	316	107	145	6	150	510	316	107	145
PIPE SIZE	B	W	L	L1	PIPE AREA (SQ. CM.)																																																																																																																																																																																														
112	40	121	114	69	8.5																																																																																																																																																																																														
2	50	145	133	59.8	17																																																																																																																																																																																														
212	65	200.5	174.5	83.5	38.5																																																																																																																																																																																														
3	80	238.5	174.5	83.5	58.5																																																																																																																																																																																														
4	100	293.5	203	83.5	89.5																																																																																																																																																																																														
5	125	368.5	257	83.5	135.5																																																																																																																																																																																														
6	150	453.5	298	83.5	197																																																																																																																																																																																														
PIPE SIZE	B	W	L	L1	ADJUSTMENT																																																																																																																																																																																														
112	40	121	114	69	8.5																																																																																																																																																																																														
2	50	145	133	59.8	17																																																																																																																																																																																														
212	65	200.5	174.5	83.5	38.5																																																																																																																																																																																														
3	80	238.5	174.5	83.5	58.5																																																																																																																																																																																														
4	100	293.5	203	83.5	89.5																																																																																																																																																																																														
5	125	368.5	257	83.5	135.5																																																																																																																																																																																														
6	150	453.5	298	83.5	197																																																																																																																																																																																														
PIPE SIZE	B	W	L	L1	ADJUSTMENT																																																																																																																																																																																														
112	40	121	114	69	8.5																																																																																																																																																																																														
2	50	145	133	59.8	17																																																																																																																																																																																														
212	65	200.5	174.5	83.5	38.5																																																																																																																																																																																														
3	80	238.5	174.5	83.5	58.5																																																																																																																																																																																														
4	100	293.5	203	83.5	89.5																																																																																																																																																																																														
5	125	368.5	257	83.5	135.5																																																																																																																																																																																														
6	150	453.5	298	83.5	197																																																																																																																																																																																														
PIPE SIZE	B	W	L	L1	ADJUSTMENT																																																																																																																																																																																														
112	40	200	316	107	145																																																																																																																																																																																														
2	50	230	316	107	145																																																																																																																																																																																														
212	65	290	316	107	145																																																																																																																																																																																														
3	80	330	316	107	145																																																																																																																																																																																														
4	100	390	316	107	145																																																																																																																																																																																														
5	125	450	316	107	145																																																																																																																																																																																														
6	150	510	316	107	145																																																																																																																																																																																														
FLOOR CLEANOUT	FLOOR DRAIN WITH STRAINER AND BELL TRAP	FLOOR DRAIN WITH STRAINER	ROOF DRAIN																																																																																																																																																																																																
 <table border="1" data-bbox="1197 2255 1564 2641"> <thead> <tr> <th>PIPE SIZE</th> <th>B</th> <th>W</th> <th>L</th> <th>L1</th> <th>ADJUSTMENT</th> </tr> </thead> <tbody> <tr> <td>112</td> <td>40</td> <td>96</td> <td>160</td> <td>62</td> <td>22</td> </tr> <tr> <td>2</td> <td>50</td> <td>100</td> <td>160</td> <td>62</td> <td>22</td> </tr> <tr> <td>212</td> <td>65</td> <td>138.5</td> <td>227</td> <td>67</td> <td>27</td> </tr> <tr> <td>3</td> <td>80</td> <td>138.5</td> <td>227</td> <td>67</td> <td>27</td> </tr> <tr> <td>4</td> <td>100</td> <td>138.5</td> <td>227</td> <td>67</td> <td>27</td> </tr> <tr> <td>5</td> <td>125</td> <td>220</td> <td>270</td> <td>80</td> <td>30</td> </tr> <tr> <td>6</td> <td>150</td> <td>270</td> <td>300</td> <td>80</td> <td>30</td> </tr> </tbody> </table>	PIPE SIZE	B	W	L	L1	ADJUSTMENT	112	40	96	160	62	22	2	50	100	160	62	22	212	65	138.5	227	67	27	3	80	138.5	227	67	27	4	100	138.5	227	67	27	5	125	220	270	80	30	6	150	270	300	80	30	 <table border="1" data-bbox="1228 1676 1459 2077"> <thead> <tr> <th>PIPE SIZE</th> <th>B</th> <th>W</th> <th>L</th> <th>L1</th> <th>ADJUSTMENT</th> </tr> </thead> <tbody> <tr> <td>112</td> <td>40</td> <td>121</td> <td>114</td> <td>69</td> <td>8.5</td> </tr> <tr> <td>2</td> <td>50</td> <td>145</td> <td>133</td> <td>59.8</td> <td>17</td> </tr> <tr> <td>212</td> <td>65</td> <td>200.5</td> <td>174.5</td> <td>83.5</td> <td>38.5</td> </tr> <tr> <td>3</td> <td>80</td> <td>238.5</td> <td>174.5</td> <td>83.5</td> <td>58.5</td> </tr> <tr> <td>4</td> <td>100</td> <td>293.5</td> <td>203</td> <td>83.5</td> <td>89.5</td> </tr> <tr> <td>5</td> <td>125</td> <td>368.5</td> <td>257</td> <td>83.5</td> <td>135.5</td> </tr> <tr> <td>6</td> <td>150</td> <td>453.5</td> <td>298</td> <td>83.5</td> <td>197</td> </tr> </tbody> </table>	PIPE SIZE	B	W	L	L1	ADJUSTMENT	112	40	121	114	69	8.5	2	50	145	133	59.8	17	212	65	200.5	174.5	83.5	38.5	3	80	238.5	174.5	83.5	58.5	4	100	293.5	203	83.5	89.5	5	125	368.5	257	83.5	135.5	6	150	453.5	298	83.5	197	 <table border="1" data-bbox="1228 1127 1459 1528"> <thead> <tr> <th>PIPE SIZE</th> <th>B</th> <th>W</th> <th>L</th> <th>L1</th> <th>ADJUSTMENT</th> </tr> </thead> <tbody> <tr> <td>112</td> <td>40</td> <td>121</td> <td>114</td> <td>69</td> <td>8.5</td> </tr> <tr> <td>2</td> <td>50</td> <td>145</td> <td>133</td> <td>59.8</td> <td>17</td> </tr> <tr> <td>212</td> <td>65</td> <td>200.5</td> <td>174.5</td> <td>83.5</td> <td>38.5</td> </tr> <tr> <td>3</td> <td>80</td> <td>238.5</td> <td>174.5</td> <td>83.5</td> <td>58.5</td> </tr> <tr> <td>4</td> <td>100</td> <td>293.5</td> <td>203</td> <td>83.5</td> <td>89.5</td> </tr> <tr> <td>5</td> <td>125</td> <td>368.5</td> <td>257</td> <td>83.5</td> <td>135.5</td> </tr> <tr> <td>6</td> <td>150</td> <td>453.5</td> <td>298</td> <td>83.5</td> <td>197</td> </tr> </tbody> </table>	PIPE SIZE	B	W	L	L1	ADJUSTMENT	112	40	121	114	69	8.5	2	50	145	133	59.8	17	212	65	200.5	174.5	83.5	38.5	3	80	238.5	174.5	83.5	58.5	4	100	293.5	203	83.5	89.5	5	125	368.5	257	83.5	135.5	6	150	453.5	298	83.5	197	 <table border="1" data-bbox="1218 652 1533 1023"> <thead> <tr> <th>PIPE SIZE</th> <th>B</th> <th>W</th> <th>L</th> <th>L1</th> <th>ADJUSTMENT</th> </tr> </thead> <tbody> <tr> <td>2</td> <td>50</td> <td>180</td> <td>274</td> <td>248</td> <td>72</td> </tr> <tr> <td>212</td> <td>65</td> <td>190</td> <td>274</td> <td>248</td> <td>72</td> </tr> <tr> <td>3</td> <td>80</td> <td>190</td> <td>274</td> <td>248</td> <td>72</td> </tr> <tr> <td>4</td> <td>100</td> <td>190</td> <td>274</td> <td>248</td> <td>72</td> </tr> <tr> <td>5</td> <td>125</td> <td>235</td> <td>340</td> <td>300</td> <td>80</td> </tr> <tr> <td>6</td> <td>150</td> <td>255</td> <td>340</td> <td>300</td> <td>80</td> </tr> </tbody> </table>	PIPE SIZE	B	W	L	L1	ADJUSTMENT	2	50	180	274	248	72	212	65	190	274	248	72	3	80	190	274	248	72	4	100	190	274	248	72	5	125	235	340	300	80	6	150	255	340	300	80						
PIPE SIZE	B	W	L	L1	ADJUSTMENT																																																																																																																																																																																														
112	40	96	160	62	22																																																																																																																																																																																														
2	50	100	160	62	22																																																																																																																																																																																														
212	65	138.5	227	67	27																																																																																																																																																																																														
3	80	138.5	227	67	27																																																																																																																																																																																														
4	100	138.5	227	67	27																																																																																																																																																																																														
5	125	220	270	80	30																																																																																																																																																																																														
6	150	270	300	80	30																																																																																																																																																																																														
PIPE SIZE	B	W	L	L1	ADJUSTMENT																																																																																																																																																																																														
112	40	121	114	69	8.5																																																																																																																																																																																														
2	50	145	133	59.8	17																																																																																																																																																																																														
212	65	200.5	174.5	83.5	38.5																																																																																																																																																																																														
3	80	238.5	174.5	83.5	58.5																																																																																																																																																																																														
4	100	293.5	203	83.5	89.5																																																																																																																																																																																														
5	125	368.5	257	83.5	135.5																																																																																																																																																																																														
6	150	453.5	298	83.5	197																																																																																																																																																																																														
PIPE SIZE	B	W	L	L1	ADJUSTMENT																																																																																																																																																																																														
112	40	121	114	69	8.5																																																																																																																																																																																														
2	50	145	133	59.8	17																																																																																																																																																																																														
212	65	200.5	174.5	83.5	38.5																																																																																																																																																																																														
3	80	238.5	174.5	83.5	58.5																																																																																																																																																																																														
4	100	293.5	203	83.5	89.5																																																																																																																																																																																														
5	125	368.5	257	83.5	135.5																																																																																																																																																																																														
6	150	453.5	298	83.5	197																																																																																																																																																																																														
PIPE SIZE	B	W	L	L1	ADJUSTMENT																																																																																																																																																																																														
2	50	180	274	248	72																																																																																																																																																																																														
212	65	190	274	248	72																																																																																																																																																																																														
3	80	190	274	248	72																																																																																																																																																																																														
4	100	190	274	248	72																																																																																																																																																																																														
5	125	235	340	300	80																																																																																																																																																																																														
6	150	255	340	300	80																																																																																																																																																																																														